

Diversity **E**quity **I**nclusion

Practical tips on travelling to Finland and to the University of Vaasa.

University of Vaasa | Hackathon I, February 4th – February 19th



DEI4SME HACKATHON

Practical tips on travelling to Finland and to the University of Vaasa.

Welcome to DEI4SME Hackathons. You made it, congrats!

You will find below a few important things to consider if you are planning on travelling to Finland for the hackathons. Please remember that these are simply recommendations to consider, the DEI4SME team cannot be held responsible for misuse or misinterpretation of the below recommendations.

If you have questions regarding the hackathons, please reach out to contact@dei4sme.eu and our team will be happy to answer your email.

Here's what to expect in the next few pages:

1. Travelling to Finland	Page 2
2. Travelling to Vaasa	Page 2
3. Moving within the city of Vaasa	Page 3
4. Getting to the University of Vaasa campus	Page 4
5. Getting around on campus	Page 5
6. Getting to the hackathon opening and closing events	Page 6
7. Hotel recommendations	Page 7
8. Tips on clothing	Page 7
9. Other good things to think about	Page 8
10. Useful links	Page 8



1. Travelling to Finland

Travelling to Finland is made easy with airports all around the country, and easy connecting flights within Finland. Apart from Vaasa Airport (city where the hackathons are hosted), the easiest airports for you to arrive would be: Helsinki Airport, Oulu Airport, Tampere Airport or Turku airport. From each of these airports you are able to commute to Vaasa easily via domestic flight, train, or bus.



2. Travelling to Vaasa

If your plane lands in Vaasa, please see section Travelling within Vaasa.

If your plane lands elsewhere than Vaasa Airport, you can reach Vaasa three ways:

- **Via domestic flight from where you land to Vaasa airport**, for example you can check flights from Finnair, the national airline: <https://www.finnair.com/en/destinations/europe/finland/vaasa>
- **Via train, from the city you landed to Vaasa Station**, Finland’s train line is called VR : <https://www.vr.fi/> all trains are found there.
- **By bus, from the city you landed to Vaasa Bus Station**, for example you can review these two companies: <https://www.onnibus.com/home> or <https://reittipas.matkahuolto.fi/?locale=en>

3. Moving within the city of Vaasa

When getting to Vaasa you can commute to the city-centre easily.

If you reached Vaasa by train or by bus, you are already in the city centre, welcome!

If you reached Vaasa Airport, you can commute to the centre two ways:

- **from the airport to the city-centre by public transport:**

The bus line 4 will take you from the airport to the city centre easily, more details by following the link: <https://www.finavia.fi/en/airports/vaasa/parking-access/public-transport>

- **from the airport to the city-centre by taxi:**

There are taxi in front of the terminal, or you can use one of the free hotlines inside the airport terminal to call one if the taxi line is empty. Check the link for more details:

<https://www.finavia.fi/en/airports/vaasa/parking-access/taxis>

When in Vaasa, moving within the city is easy and quick. You can move around:

- by public transport

You can use the interactive map for Vaasa city public transports to move around in the city easily and for cheaper: <https://vaasa.digitransit.fi/?locale=en> (enter your departure and arrival place or use your location and it will find the easiest way to reach your destination).

- by taxi: <https://www.taksivaasa.fi/en/>
- by walk

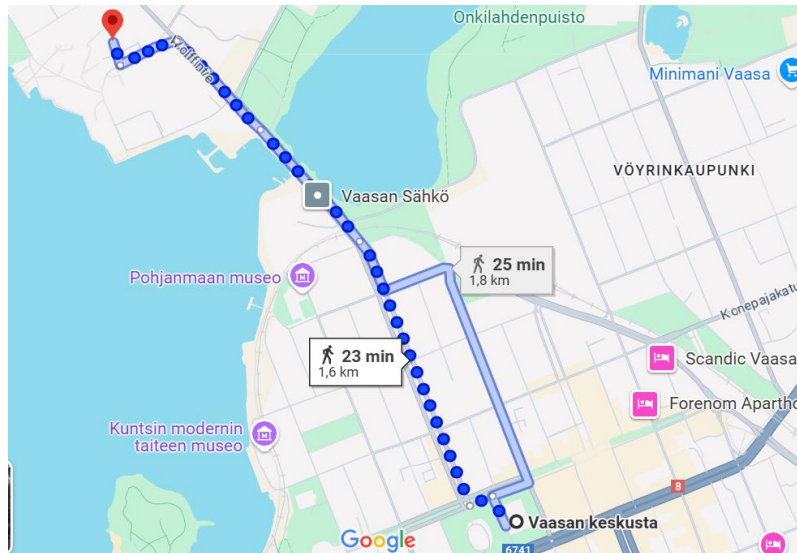
Vaasa is a walkable city where you can easily walk from one place to another. Google maps is your friend to walk around and within the city-centre. [Link to google maps](#).



4. Getting to the University of Vaasa campus

The University of Vaasa campus is located within walking distance of the city-centre, you may reach the campus by walk, bus or taxi. The visiting address of the University of Vaasa is **Wolffintie 32, 65200 Vaasa**.

→ **Get there by walk:** Walking from the city centre takes approx. 20-25 minutes. Below is a quick view of the route to the campus. To access this view on Maps, mark your starting point and University of Vaasa as the destination.



→ **Get there by bus:** To arrive by bus, take the bus no. 1, 2 or 4. Timetables and routes (digitransit.fi).

→ **Get there by car:** For the parking map, please see below. Parking areas are indicated with a P. There are places for students and guests near Tervahovi, Technobothnia and Fabriikki. Be careful where you park, some areas are reserved for the staff and in Finland, you will receive a fine for parking in the wrong area.



More information on the university’s webpage for visitors: <https://www.uvasa.fi/en/university/welcome>

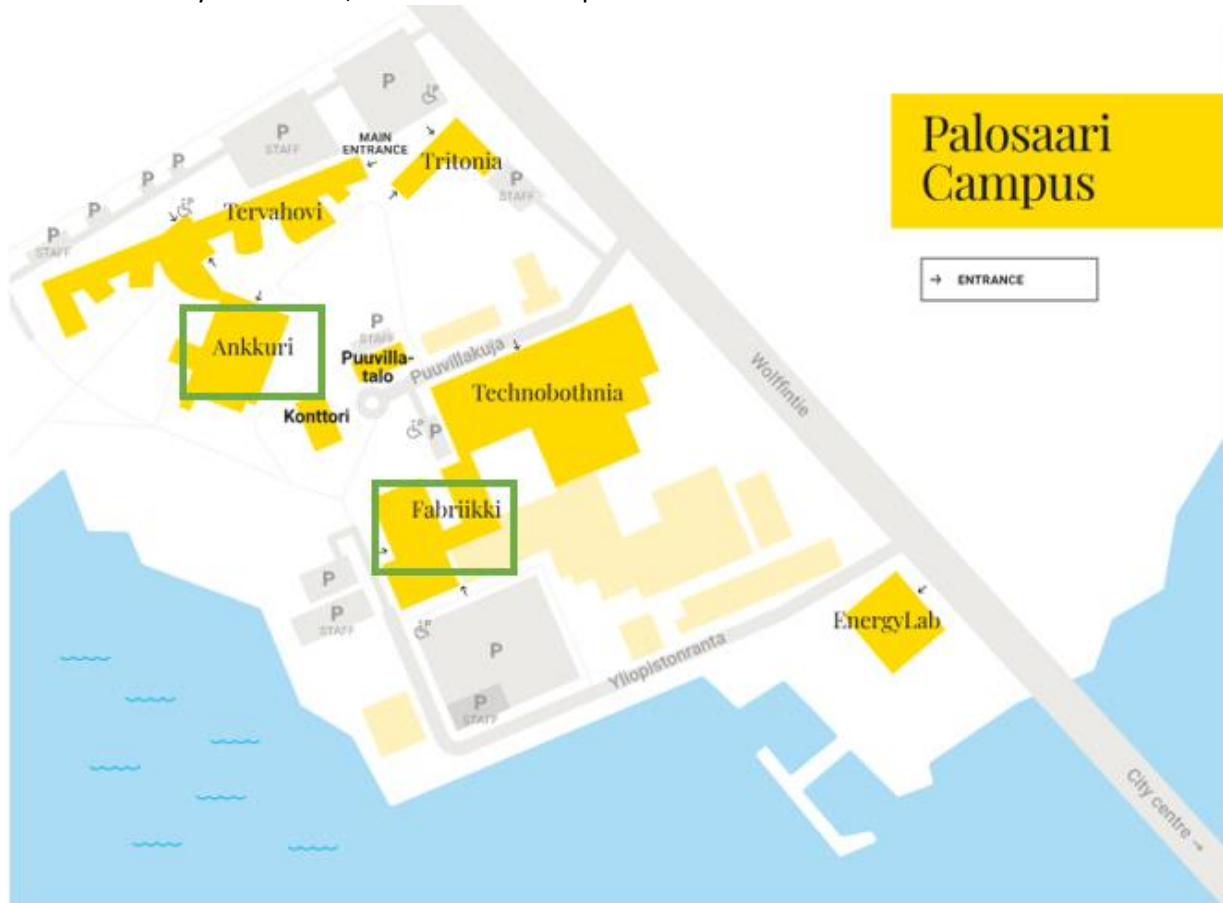


5. Getting around on campus

Within the campus, you can walk or bike easily. And maps of the campus can be found in several places, inside and outside the buildings.

The information desks are located in the lobby of two buildings (in green on the map below):

- in the lobby of Ankkuri, the address is: Yliopistonranta 7
- in the lobby of Fabriikki, the address is: Yliopistonranta 10



Each building has its own opening hours, please make sure you are aware of the hours during which you can access the facilities.

The opening hours of the buildings are:

- **Tervahovi** on weekdays at 8.00 – 21.00, sat. 12.00 – 16.00, sun. closed
- **Fabriikki** on weekdays at 8.00 – 18.00, closed on weekends
- **Ankkuri** on weekdays at 8.00 – 18.00, closed on weekends
- **Tritonia** (library) – Opening hours accessible online: <https://www.tritonia.fi/en>



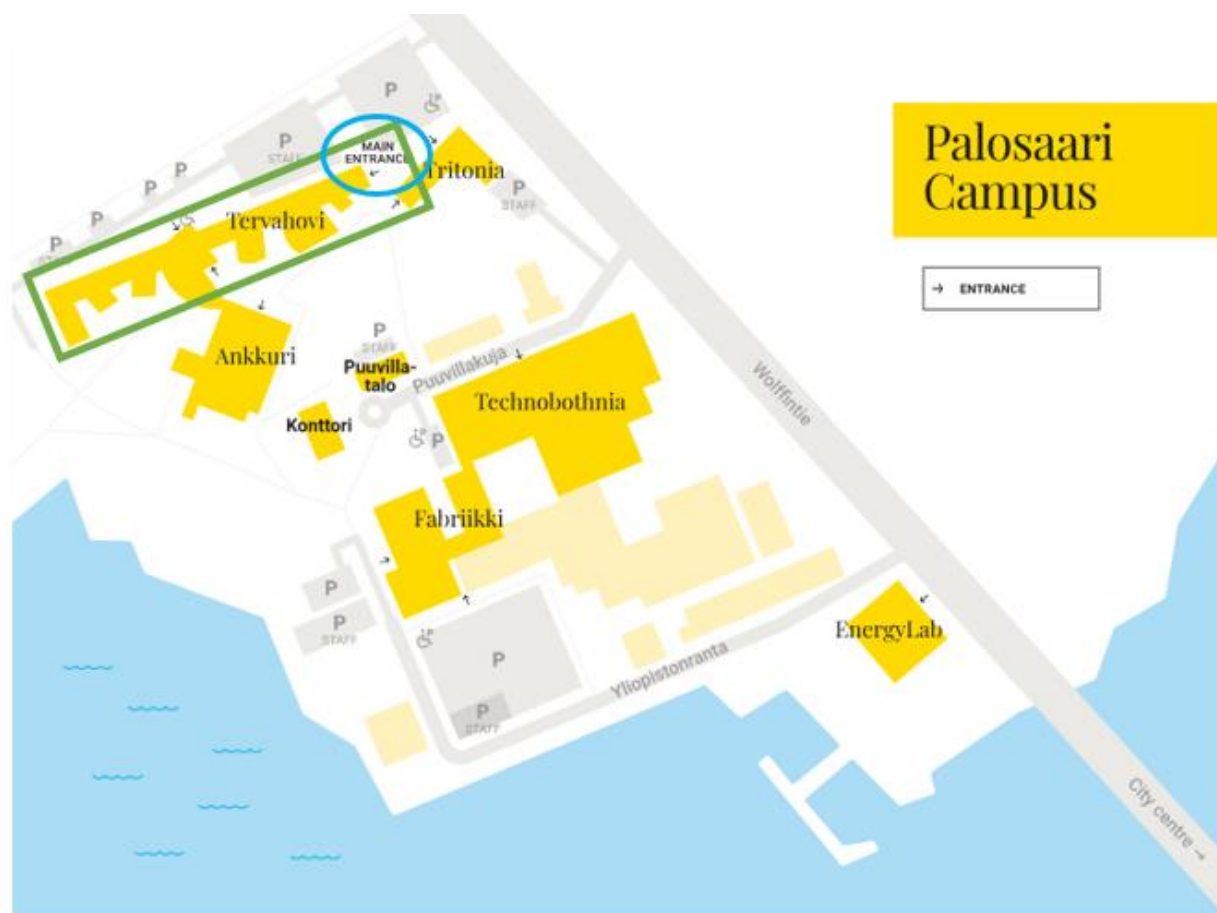
6. Getting to the hackathon opening and closing events

The opening and closing event will take place in room **D124, in Tervahovi building**. See the map below.

As you can see, the building is long, to make it easier for all please be aware that it is separated in sections (from A to D), each room starts with a letter corresponding to the section in which the room can be found. To reach section D, room **D124** please walk to the end of the building.

Signage guiding you to the hackathon events will be available on campus.

The campus is accessible for wheelchair users.



During the hackathon duration (Feb. 4th to Feb. 19th), you are able to work in the campus facilities, and in the library. All the student buildings* are accessible for you without the need of credentials as long as you enter and exit during the opening hours (see page 5).

**Buildings on campus: Tervahovi, Fabriikki, Ankkuri, Tritonia (library)*



7. Hotel recommendations

Vaasa has great hotels with more or less amenities, and different ambiances. While hotel receptions are able to tell you more about the hotels' plus-points, we have listed below a non-exhaustive list of few hotels you could book if you attend hackathons on-site. In Vaasa you may also find Aparthotel and Airbnbs.

- If you are looking for city-centre proximity: **Original Sokos Hotel Vaasa Vaakuna** is located right in the centre's square: <https://www.sokoshotels.fi/en/hotels/vaasa/original-sokos-hotel-vaakuna>
- If you are looking for charm, calm and quiet: **Hotel Astor** is located next to the train station and offer unique charm and quiet to the guests: <https://astorvaasa.fi/?page=HOME&setlang=l3>
- If you are looking for modern facilities with spaces to work & think, there are several possibilities:
 1. Scandic Hotel is located close to the train station and the city-centre and offer full amenities for all needs: <https://www.scandichotels.fi/hotellit/suomi/vaasa/scandic-vaasa>
 2. Original Sokos Hotel Royal is located within the city-centre and also offer full amenities for all needs: <https://www.sokoshotels.fi/en/hotels/vaasa/original-sokos-hotel-royal-vaasa>
- If you are looking for the best price: **Omena Hotel** offers good price/services ratio and the basics you will need to stay comfortably: <https://www.omenahotels.com/en/services/omena-hotel-vaasa/>

8. Tips of clothing

The Visit Finland website has good recommendations, you can access the webpage via the following link: <https://www.visitfinland.com/en/articles/what-to-wear-in-finland-during-winter/> for more information. But already below are a few tips.

In February, Vaasa can get quite cold and windy; so, if you are travelling to Vaasa below are a few good things to remember:

- dressing in layers is recommended
- bring warm winter trousers (think of the ski trousers) that you can wear on top of your jeans/pants
- bring shoes that resist snow and ice (avoid flat soles shoes that could be slippery)
- bring a warm coat, gloves, beanies, and scarf.

In Finland, it is common to take off the upper layer of clothing indoors (over-pants, upper layers, shoes, etc.), so do not worry about having too much clothes for the inside, in the building where hackathons take place there will be places where you can leave your outside clothes.



9. Other good things to think about

Bring your camera! If you are a photograph-enthusiast, Vaasa will offer you incredible landscape, unique winter-wonderland and beauty for your camera to capture. Make sure you take a few minutes during your stay to go outside, and capture the winter of Vaasa.

Have fun! Hackathons are all about the fun and gathering of people, so if you have some time take your team out on a stroll on the frozen lake (please make sure beforehand that it is allowed – always check the signage!), walk around the building and discover the University campus.

Check out for Northern Lights! The sky often lights up in this time of the year; to be able to see the northern lights you will need perfect weather and a visible sky without clouds, so pay attention. You can also find a few website that will tell you the chances of seeing northern lights, for example:
<https://aurorareach.com/places/fi/vaasa>

Taste the Finnish delicacies! In town like in the University of Vaasa, the restaurants will offer you traditional Finnish foods as well as international meals, don't be scared and try it out.

10. Useful links

Find below a non-exhaustive list of links you could find useful during your stay:

- City of Vaasa: <https://www.vaasa.fi/en/>
- Visit Finland: <https://www.visitfinland.com/en/>
- University of Vaasa NewsHub : <https://www.uvasa.fi/en/newshub>
- DEI4SME Hackathons newspage: <https://dei4sme.eu/dei4sme-hackathon-finland/>
- DEI4SME News: <https://dei4sme.eu/project-news/>
- DEI4SME LinkedIn Page: <https://www.linkedin.com/company/dei4sme/>

Warm welcome, we cannot wait to hear all your ideas!

Welcome to DEI4SME Hackathons. You made it, congrats!

You just read a few important things to consider if you are planning on travelling to Finland for the hackathons. Please remember that these are simply recommendations to consider, the DEI4SME team cannot be held responsible for misuse or misinterpretation of the below recommendations.

If you have questions regarding the hackathons, please reach out to contact@dei4sme.eu and our team will be happy to answer your email.